








Ipe/Grapia/Curupay Suggested Retail

Classic 12" x 12"	\$10.99- per sq ft	
Sierra 12"x12"	\$11.25 per sq ft	
Mitered Corners Pair 12" x 3.5	\$30.00 per pair	
Straight Edge Reducers 12"x 3.5"	\$12.00 per pc	
Double Wide Tile 12"X24"	\$25.99 per sq ft.	


Rosewood Suggested Retail

(rosewood) 12" x 12" X 33mm"	\$10.99-per sq ft	
------------------------------	-------------------	---

Teak Suggested Retail

Teak small Diagonal 11.5" x 11.5" X 1.25"	\$9.99per sq ft	
---	-----------------	---

Teak Suggested Retail

Teak small straight 11.5" x 11.5" X 1.25"	\$9.99per sq ft	
---	-----------------	---